

NOTE: Grandpa Lee hand-wrote in a journal about building Cedar Cove. Christa and Tom transcribed it in 2022 to make it easier to read and to be able to put on the cabin webpage. All the pictures were taken from the journal and scanned into this document.

July 11, 2004

Dear Soren, Kaj, Lachlan, Kaja, Solveig and Mr. Per:

The following will be a short story about Cedar Cove and its beginnings. About 15 years ago after I had quit Benson Optical and before I joined Pentax, I spent three weeks at the cabin (Wind Song). During that time I spent about five hours a day clearing the woods of dead trees and branches. You will notice them if you look out of the alcove windows in the ravine next to the cabin.



View from Cedar Cove.

While throwing the branches into the ravine I fell in love with the site where Cedar Cove now stands. I felt it would be a super place for a second cabin. An aside, the name Wind Song came from your great grandma Marian and the name Cedar Cove came to me while I sat on a stump where cabin now sits. Anyway to make a long story short, last summer I built a little stage for Mr. Per and a wooden round thing for Soren and Kaj's school. It was fun doing and I realized that just maybe I could do some of the interior work on Cedar Cove. My friend Doug Gallagher said he would like to help me if we did not take it too seriously. In other words work on the cabin in the mornings and play – fish – golf – hike – hunt in the afternoon.

Last summer I started drawing plans which I shared with your parents. Then Christa and Tom came up and took my plans and worked with Mark Patterson at Hansen's to refine and modify the plans. All of your parents came up with suggestions that were included in the final plan. Last fall I got a bid from Hansen's (Tom Dwyer – owner) and it seemed within reach. I cleared some of the trees on the site and Hansen's did the rest. In late fall of 2003 they dug post holes and put in tubes that would be filled with concrete but it got too cold to pour so they had to wait until the spring. That was a small oops as the frost last winter cured in the tubes and they had to be dug again. Anyway, this April they poured the concrete and in May they began to build Cedar Cove.

They started by building the main floor. Once that was completed they built the front wall on the main floor. They had the front wall completed – two by fours, plywood and headers all assembled and ready to lift in place. The front wall is 22 feet high at the peak. The idea was to lift the wall to a vertical position and secure it in place until the other side walls could be built on the floor and raised into position.



Concrete Foundation.

Now it gets fun or scary. There were six of us ready to raise the front wall, five from Hansen's and me. Well we started to lift the wall starting with the peak. It went up easily until we got it over our heads and then we realized that we could not lift it any higher. They had a 2 x 4 on each side that they were hoping to use as a brace. Mike (lead carpenter) stuck the side brace into the ground when the wall started to come down on us. It snapped like a toothpick. I know if it fell on us I would not be crunched as some of the guys were bigger around than I am. We finally got it down without any further mishap. One of the young men on their crew went to the hospital as he messed up his back with all of this.

We called Hansen's and they sent four more guys down and with 10 we were able to get the front (lakeside) wall up and secure. That was as close as I ever want to come to an industrial accident. I did save a piece of the 2 x 4 that snapped with the first lift. It is nailed on the garage wall inside the side door.



South wall raised with Mike and Cory.

The other walls were then built one by one on the floor and raised into place without further incident.

Once the walls were in place the fellows - Mike, Jared and Cory - put up the ceiling rafters. The rafters are 2 x 12s with a 1 by 10 nailed in between. Christa suggested a Scandinavian blue paint color for them which the fellows painted before raising them in place. On top of them are 2 x 6" pine boards which I had white washed before they went on. The roof consists of:

- 1 layer 2" by 6" pine
- 1 layer of tar paper
- 1 layer 5/8" 4 by 8's plywood
- 2 layers insulation
- 1 layer 5/8" 4 by 8 plywood
- 1 layer tar paper
- 1 layer red metal

I am afraid it may be too thick for you to hear the rain but it should help you stay warm.

Thursday July 15, 2004

The siding arrive yesterday and tonight the exterior is about 2/3 complete. Monday they will finish the siding and add trim boards around the windows, doors and corners.

During the project I have made many change orders. I enlarged the loft back window, added a second small window for new bedroom in loft, enlarged downstairs bedroom window, added window in bathroom, changed size of downstairs bedroom for mom and pop and decided to add bedroom in loft for you to use.

One other major good move was on front deck. Originally I had the deck the same height as the porch but Doug pointed out that it would block the view of the cove. With lawn chairs the view would be even more obstructed so I decided to drop it to the ground and expanded its size from 8 x 12' to 10 x 14'. I hope this was a good change for you.

While the fellows worked on the cabin I built the retaining wall in front of the cabin and planted wildflowers to fill the space between deck and retaining wall. They are just starting to sprout and will need water – twice a day for 60 days. My thought is that you should use the current path between Wind Song and Cedar Cove and stay off the steep hill between Cedar Cove and the lake. I'm afraid of erosion on the front hill if it gets too much foot traffic.

One really fun thing I did was to save about 18 feet of a beautiful cedar tree that was right in the center of where the cabin now sits. Christa made a sign which I saved that asked Hansen's to save a section of the tree. When I arrived the spring an 18 foot section of the tree was sitting beside the driveway. I found a fellow, Mark Good, who has a rough cut sawmill and he agreed to cut it up for me. The first 6 feet of the tree was hollow so I had him cut me 3 19-inch high rounds which I hope to use for end tables in Cedar Cove. I haven't decided what to do with the boards that come from the remaining 12 feet of the cedar tree but will write more about them when I decide where they can be used. I did use one 5 foot piece of the boards to make the Cedar Cove sign in your driveway (more later).

The electrician, Kevin, arrived yesterday. He is sort of just like a gnome. Says hardly a word – just grunts – but is supposed to do good work. We get along fine but I would have a tough time spending an evening with him. Tomorrow I get to pick out light fixtures. Should be fun.

More later. Love you all so much,

G. P. Lee.

July 29, 2004

I have scrapped the idea of ordering light fixtures and will turn that over to your mothers. I think that they all will be here by fall 2004 so we (they) can order them after they have seen the cabin and I can have them installed in 2005.

Next week or so we will put in the fire pot and order the soapstone to go beneath and behind the fire pot. The soapstone keeps the fire from getting the surrounding wood too hot. One other



The Cedarcove/Cedar Cove sign (Grandma Mae for Cedar Cove Song as two words so that is the convention used in these documents).

twist on the cabin is the bracing on the front wall. It was structurally not very stable so they put a multi-piece plywood beam across the front about 10 feet above the floor. This will stabilize the front wall and I'm going to finish it so you can put fun things to look at on it. I have bought a couple things for the display. One is a very old lake superior fishing reel with real copper fishing line. Kind of a neat old thing like your grandparents.

The Cedar Cove sign is up. Same color blue lettering as the roof rafters. Sign has been soaked in tung oil which should be done every few years when you have time.

Rob and Siri and Mr. Per come up soon and they have big jobs. Siri needs to water three pots and wildflowers in front of Cedar Cove daily. Rob is going to figure out wiring for sound, TV etc. and I will install when I return.

More later – love you all very much,

G. P. Lee.

Oct 7, 2004

It has been a long slow summer of getting the Cedar Cove cabin done so I can work on the inside. Everything in construction seems to take longer than plans called for.

To shorten the story, the original siding was defective and had to be torn off. New siding is to arrive October 22 and will be installed hopefully before the snow flies. The stairs finally arrived last week. The soapstone likewise was delayed but was installed this week. The grout goes on on Monday and fire pot next Tuesday.

An aside – the wildflowers came in and were great but there is one problem. Can you guess? OK. The answer is that deer love wildflowers. Hardly a flower made it. Almost all were chewed off near the flower. I will try and come up with a better alternative for next year

In front of the deck is a new beautiful autumn magic black chokeberry bush. Please ask Siri and Rob about its reason for being there. Speaking of Rob, I hope I did it right as Rob left me clear instructions on how to wire the cabin for surround sound. All the wires are in place so I hope I got it done as he suggested.

PS - I spent a fair amount of time under the cabinet installing wires and it was very tight. The crawlspace is smaller than I would like.

During the time when not too much was happening, I had a wonderful time staining the pine for the interior. I set up a workstation in the garage, turned on public radio and went to work. It was a great time. I now have stained most of the interior pine I will need next summer. The pine has one layer of pre-stain, one layer of stain - "puritan pine," and two coats of tung oil. Oops – have to go as I am doing fresh walleye and dinner is ready.

Love you all,

G. P. Lee.

Oct 8, 2004

Cleaned the garage today. I also mounted the 2 x 4 that broke when we tried to raise the front wall. Next to it is the note Christa wrote to save part of the cedar tree and finally I glued to the wall a short piece of the pine beam that goes from the loft to the roof of CedarCove. Can you find these three items in the garage?

My last little project was to put up the "Wind Song" sign on the drive to the cabin. I tongue oiled it first and maybe over the coming years you can also oil it as it will save the sign. The sign was made by your great grandpa "Barney." He also made the two signs at the back door of Wind Song and the fun sign over Wind Song's bathroom.

After all this I went fishing and caught five nice walleye in Caribou Lake.

Time for dinner. Twins versus the Yankees in World Series playoffs and the debate between Kerry and what's his name (Bush).

Love you all,

Grandpa Lee.

October 11, 2004

Cleaned the garage today and tried to rake the driveway smoother where they buried the power line. Tom is going to bring in a bulldozer and a load of class five gravel to help cover some of the dirt.

I also winterized the outboard motor. Then I shot an 88 at Superior National Golf Course and found 77 golf balls in the woods I think I have found over 1000 balls this year.

The grout goes on tomorrow around the soapstone and the fire pot goes in on Wednesday. I am sorry I won't be here to see it as I have to go back to Minneapolis for Doug's daughter (Amy) wedding. I'll be back in November for a little deer hunting and hope to start on the inside of the cabin.

Love you all,

G. P. Lee.

Nov 2, 2004

Back this noon. Presidential elections are going on today so I guess it will be a late night for me. Kerry versus *!?!?#. The siding is going on and I think it looks great this time. A little more siding, trim boards, bathroom fan and they are about done. I worked on the driveway this afternoon. The two drainage devices I built are working fine as we had 3 inches of rain last week and there was no real erosion. Please kids – remember to keep these clean of debris, rocks etc. and your drain should be safe.

Time to watch the election,

G. P. Lee.

Nov 9, 2004

Maren's birthday today – 40 and holding. Today was the work crew's final day. They cleaned out all their tools, saws, nails etc. and the place looks wonderful. I'm still mad about the elections.

G. P. Lee.

Nov 10, 2004

An historic day. They removed all the stuff outside cabins, boards, junk, scaffolds, old high power line. It's wonderful. I moved some good wood next to the wood pile and covered everything for winter. A cleanup crew came down and picked up tons of nails and debris. They used a magnet to find hundreds of nails and general scraps.

While they did that I set up my new crosscut saw and new table saw. I built a nice fire, turned on public radio and put up my first boards. I am doing the west wall of the loft first. What a wonderful day. I did make a few mistakes. Can you find them?

Love you all,

G. P. Lee

**Spring 2005
May 6, 2005**

Greetings all,

I opened Wind Song and Cedar Cove a couple of weeks ago. Since then I have back to Minneapolis for a few days work in Mr. Per's basement. I have finished last year's boards in Cedar Cove. Thanks to Soren, Kaj and Lachlan for carrying them down from the garage to Cedar Cove last Thanksgiving. I have also started on another 150 pine boards. This spring so far I have finished the side and front wall around the fireplace, put up the boards on ledge above front windows and sides, finished the alcove including bench.

Rob and Siri, please note the bench is not fastened down which should make it easier to get at electronic wiring as needed. As soon as I finished alcove bench I called Maren and suggested for my birthday present she could make me a thick covered pad for alcove bench.

Today I finished some bedroom and hall walls and stained another 36 pine boards for tomorrow. In case you ever wish to duplicate the Cedar Cove pine color, I applied the following over four days time (drying):

Day One: 1. A Minwax pre-treat to make stain look even. 2. One coat of Minwax Puritan Pine stain.

Day Two. One (second) coat of Puritan pine stain.

Day Three. One coat of Minwax tung oil.

Day Four. One coat of same tung oil. And ready to go on Day Five.

The bathroom will have two coats stain and three coats polyurethane.

Today the cabin finally started to look real to me. I came up with idea of painting trim molding around doors and windows with same color Norwegian blue as is on rafters. Will call Christa to see what she thinks.

Tons of work ahead but tons of work also behind me. I have another week until walleye opener so should get a fair amount done before I have to go home to go to board meeting in California wine country. I did play nine holes of golf yesterday and have tried steelhead fishing but only caught three small ones.

More later. Love you all,

Grandpa Lee

June 1, 2005

Greetings to all of you,

I arrived at Wind Song and have been very busy with golf, walleye and Cedar Cove. Last Tuesday I started on the Lakeside loft bedroom wall. I was going to hire someone to help me but I figured out how I could do the wall from inside of the bedroom which is a little safer than climbing a very long ladder from the living room floor. The peak of the bedroom wall is about 19 feet off living room floor. Today I put on the last four boards of this wall and I think it looks OK.

I'm about 2/3 done in the bathroom. Just called Christa to find out where the bathroom mirror and cabinet are. She will check with UPS tomorrow. When I finish the bathroom, I will take all the saws and other tools into the loft to start on the rest of the loft bedroom walls. In a few

weeks I hope to have the fellows in who are going to lay down the hall, bathroom and kitchen tile.

Hansen's had a memorial day sale so I bought your new microwave.

I have 66 more boards in garage to stain for bedroom and all the boards are completed for bathroom. One fun thing happened last week when Tom Dwyer (he owns Hansen's) came down to see how I was doing. After he had looked around for about five minutes he said "I'd hire you in a minute." Guess he approved of my work.

Time to watch a Twins game. Love you all very much.

Grandpa Lee.

June 25, 2005

Well I have been back from Alaska for one week. The Alaskan cruise was the best. I can describe Alaska in three words. Can you guess? Alaska is: "Nature's Northern Fantasy." We made it up but it is very close to true. Let me know if you want to hear more about Alaska.

It has been a fun week at Windsong and Cedar Cove. Per, Solveig and Kaja gave me a new gas grill for my birthday and GP's day. I had fun assembling it and have cooked two dinners on it this week. Works great and I am still learning to control the heat. I guess it is like going from an electric stove to a gas stove.

Lachlan, Kaj and Soren gave me a new bathroom vanity for Cedar Cove and it is now in place in the bathroom walls are all done. This week I also finish the trim around Cedar Cove's windows and doors on ground floor. It is amazing how quick and better the last few are compared to the first ones I did.

Doug came down yesterday and we move my tools and bench to the loft so I can work on the bedroom upstairs. The bench and saw are too heavy for me to move down by myself.

Along the way I have once again learned from my mistakes. One day – Wednesday I think – I decided to build the three doors for the pocket doors. I measured and re-measured the bathroom door opening. From these measurements I laid out and cut the boards. Then glued and screwed them together into what I think is a nice looking door. This went well so I built two more doors just like it only a little higher since I am not sure of what I will do with the floor heights under these two bedroom doors. I have designed them so if I need to cut off some of the bottom of the door it will be very easy to do.

Anyway, that night Doug called and said he had stopped at Cedar Cove to inspect the progress. He said the doors looked really nice but "were they wide enough?" Well the next morning (early) I went up and measured the bedroom openings and they are 32 inches and the bathroom is only 30 inches so I goofed. The good news is that I was able to cut one more 2 inch board and add it on so I don't think anyone will notice. Don't tell on me please.

Beautiful day today. 60° – no clouds and little wind. Yesterday was miserable. 85 and no wind. Last night was the first time ever that I have been up here and not had a fire. Anyway time to go to my friend Boo's for dinner.

Love you all,

G. P. Lee

June 27, 2005

Greetings all,

Today was another first for Cedar Cove. I finished putting down a three-quarter inch plywood floor in the downstairs bedroom. I will put carpet that Christa and Tom bought on this floor when I am done with the rest of the woodwork. Until then it is too dusty to lay down any carpet. I also put on the final coat of tung oil on the two bedroom doors.

The fun thing today is the small bench I put outside the back door. It is part of the cedar tree that was growing right in the center of where the cabin now stands. I have put a really heavy coat of tongue oil on it but in the coming years please add some more tung oil to preserve the wood. It also might be a little high for you little ones but my thought was you will be taller for many years so I built it for when you are a little older and taller.

Got lightning off the golf course today after seven holes but I did find 27 golf balls in the woods.

Love you all much.

Grandpa Lee

July 1, 2005

Greetings all,

It has been a great two weeks. Some fishing, a little golf and a little time at Cedar Cove. Yesterday Doug and I worked on electrical. It took some time but we now have the switches for loft light sets so the light can be turned off or on from either the loft or downstairs. We also pulled some wire for outlets that the electrician forgot. Fortunately we were able to bury them in the walls so you won't have to look at the wires. Played golf this morning and then stained all the downstairs windows except kitchen and dining room which will be done when I get back in a week. In the meantime Lachlan, Kaj, Soren, Tom and Christa will be here to celebrate the Fourth of July. Hope they have a great time.

Love you all,

G. P. Lee.

August 5, 2005

A special greeting to Solveig whose birthday is tomorrow and to Lachlan whose birthday is in a couple of weeks.

This past week has been wonderful as last Saturday I met Tom and Soren in the Home Depot store in Duluth. We bought a few things for Cedar Cove and then Soren and I drove to Wind

Song. It was great – super - to have Soren here until this morning when I drove him back to Minneapolis as he has a sailing class for the next two weeks.

We fished (poorly as my motor would not start), finish two walls on Cedar Cove loft bedroom (Soren's a very good carpenter), golfed (Soren drove the golf cart), watched two good DVDs (one is "Return of the Navigator"), stained some post for Cedar Cove loft railings, tung-oiled



This is a steelhead trout not a walleye!

thirty 10-foot boards for Cedar Cove and generally had a great time together.

Today they also finish the tile floor in Cedar Cove. Hope you like it. The sealer they used is called 'Stone Guard by Stone Care International.' It probably should be sealed every five years or so. Next month I hope to finish the loft bedroom and start on the hardwood floor for the living room.

Love you all,

G. P. Lee

Oops. I forgot to mention the ton of raspberries Soren and I picked and ate this week.

August 31, 2005

Hi Everyone,

The summer is almost over and there is still much to do. Cedar Cove, fishing, golf and hunting.

Let's start with fishing. The walleye have really started to bite. Last week Doug and I caught 12 walleyes. Monday I caught five beautiful walleyes, 1.5 to 2 pounds each. Yesterday (Tuesday), I caught ten and kept six – my limit. So for the next few weeks I will continue some fishing as I know a lot of people – Mr. Per and family – that like walleye.

Golf is also there - played nine holes today – Soren, I need you here to drive.

Recent events at Cedar Cove. Thanks to Soren's help I finished the loft bedroom and put up a luggage storage rack for suitcases, bags, etc. Next week I start on the clothes storage racks for the loft bedroom. This week I finished the small closet in the loft. Cute and functional if I may say so. Yesterday the kitchen tile guys came back and replaced two tiles I didn't like. They also changed the curved tile area to go to the front of the post and they cut a tile to go around the bottom of the circular stairs.

Also, this week, I built the loft railings. The center section can be unscrewed and removed to pass large pieces of furniture to the loft. Remember the cedar tree that Christa helped me save? One section of the base of the tree is now a small table on the screened-in porch. I ordered a glass top for it and I hope you like it.

This week I took several of the rough-cut cedar tree boards, cut and sanded them down, and they are now the upper and lower railings for the loft fence. These have all been stained once and tung-oiled once. Add tung oil when the wood looks dry.

I also have added a three-quarter inch plywood floor to the living and dining area. When we put on top of it a three-quarter inch hardwood floor, it will be almost the same height as the kitchen-hall tile. The hardwood floor arrives within a few days and then I will lay/nail it down, sand and add three coats of polyurethane, such fun.

More later –

Love to you all so much,

Grandpa Lee

PS - Kaja I still have your mint.

September 26, 2005

Hi All,

I have been here a week after a four day trip to Las Vegas - my last trip there. It has been a beautiful week although I did catch a cold on the return flight to Minneapolis.

This week I finished four clothing racks in the loft bedroom with a game/book shelf on the end next to the door. I then moved all my tools and workbench to the kitchen area. Only thing left to do in the loft is the floor which will have to wait until next spring.

Today, Doug worked on the wiring - switches and outlets – and I worked on the wall behind the washer and dryer. When I get that done, I will start on the hardwood floor. It is made out of white oak. That should be fun as I have never laid down a hardwood floor.

More later. Love to you,

Grandpa Lee

PS - the sealer I used on the soapstone is called HMK537 stone sealer – satin finish. There is a can of this in the garage as someday it should probably be sealed again.

The caulk I will use between the tile and hardwood floor is a charcoal colored latex.

Also played nine holes of golf yesterday and found 69 balls 69 golf balls in the woods. Fun and scored a 44.

Love you,

G. P. Lee

October 13, 2005

Greetings all,

Since I last wrote to you, Tom has had a birthday. Much also has been done at Cedar Cove. Shown on the next page is the shipping label for the white oak hardwood floor. The wood arrived about three weeks ago. It then has to sit for about 10 days to get to the same moisture level as the plywood floor in Cedar Cove.

So I waited until last Sunday when Curley came down at 10:00 AM to help me get started. At 9:00 I went to Hansen's to rent compressor and floor nailer. The nails are 2 inches long and are shaped like this:

The nailing gun weighs about 15 pounds and I hit it with a hammer which drives compressed air against the nail to drive it into the hardwood and the plywood below it. Curly help me do the area below the alcove and then I was on my own. It has been a fun but exhausting experience. I am able to do about 1 foot per hour. Today I completed about 4 feet and have only 3 feet or so to go. It really does look good. When I am finished, the floor needs to be power sanded and then stained. After that, I apply poly, sand, apply poly, sand, and apply last (third) coat of poly.

Doug left today for Florida but for the last two days he has been working on the electrical outlets. He has about 80% of that done.

Last week Doug and I went to a garage sale where they were selling the old contents from the East Bay Hotel in Grand Marais. I bought two light fixtures for two dollars. One is now over the mirror in Cedar Cove bathroom and one is over the kitchen sink. Hope your moms and dads like it. I think it is cool, and it actually is an antique.

Tomorrow, I hope to finish nailing floor, maybe fish or golf in the afternoon.

Love to you,

G. P. Lee

PS - Next Monday, I hope to pick up Soren at school, then play a little chess and see Kaj and Lachlan, followed by picking up Per for dinner and swim and dinner. I have dinner with Kaja and Solveig on Tuesday. Wednesday, Soren and I are doing lunch and bowling. Then back to Wind Song to close up boat, cabins, etc., followed by a little deer time in the woods. My cousin

Bruce Laughton is coming up for five days or so and that should be fun as well. Brent is coming up for opening weekend November 5,6 and 7th.

Love to you,

G. P. Lee.

October 30, 2005

Greetings little ones,

I arrived a week ago, Thursday. Fishing (three times) has been terrible. I fished three times and not a bite. So yesterday I winterize the boat and it is put away for the winter.

Yesterday to get my legs in shape for deer hunting, I went hunting golf balls at the Lutsen course. I found 116 balls – a new record –and today I found another 67. Good hiking exercise and Michael needs the balls.

Cedar Cove moves ahead. This past week I have been sanding the hardwood floor. Slow work but fun. A little hard on the knees, I am using a belt sander with 80 grit. Tomorrow I start doing the whole floor using 120 grit. I hope to be done by next Friday. This week neighbor Tom came over and help me drill the sliding doors for the silver finger holds which Tom M. got for me. They work great.

More later. I am sad to think that I only have three more weeks here until '06. Christa and Boys (4) will be here for Thanksgiving so that makes me happy.

Love you all so much,

GP Lee

PS - Tomorrow I go to Grand Marais for flu shot, shopping for Maren's birthday present, and a few groceries.

November 8, 2005

Good morning all,

I have now finished sanding the hardwood floor for the second time with 120 grit sandpaper. I've decided to sand the floor one more time with 120 grit. There are still a few ridges on the floor. Hope to get this done in the next 10 days. Also, since it is time to look for Bambi, I will spend a fair amount of time in the woods.

I met with Paul Sivertson about our kitchen and bathroom cabinets. He should have these done and installed by April '06. Then I need to order countertops and kitchen will be close to done.

Love to you all,

Grandpa Lee

November 19, 2005

Greetings to all,

Bambi is in the locker and I have finished sanding the hardwood floor for the third time. The first two times I used a belt sander and the third time I did it by hand. I set up two floodlights close to the floor so I could see the shadow of any ridges in the floor. May sand one more time if I can find some 150 grit sandpaper, but that is a 2006 project. Christa and da Boys are coming for Thanksgiving so they can give me some feedback regarding color of floor stain. I have stained two spots where the bench will be so no one will ever see the two samples once I build the bench. Next summer I need to:

- stain floor;
- poly floor;
- install sinks;
- install shower door
- build dining room bench;
- build storage area inside back door;
- stain and poly windowsill;
- have Doug install and finish wiring;
- finish loft floor

That should take care of summer.

Love to everyone,

G. P. Lee

PS - Rob and Per may come up after Thanksgiving, so hope they can also give me some feedback on floor color. This is a piece of the sandpaper I used to sand the hardwood floors.

April 12, 2006

At last spring is here. I open Cedar Cove and Wind Song on April 10. Since then I have had a super time. The new kitchen – bathroom cabinets are in. I added one more coat of stain and they still need two coats of tung oil.

I bought a new 26 inch flat panel TV for Windsong.

The most fun was building a small bench for the entry hall at Cedar Cove . It is made out of the cedar tree that christa saved for furniture pieces. It stains a little darker than the pine but I think it looks cool.

I am now working on ordering the countertops for kitchen and bathroom. Tomorrow I head back to Minneapolis and will return on Monday, May 2 for more work, and opening of fishing in mid-May.

Oops, I forgot to mention that I have ordered the carpeting for the loft in Cedar Cove. I hope you like the color.

Back to Minneapolis. Love to you all very much.

Grandpa Lee.

May 13, 2006

Greetings all,

I arrived here on May 1 and have had a wonderful time working on Cedar Cove. Progress is being made and I can sort of see the end of the project by this Fall.

Some of the happenings during the last two weeks include the installation of the loft pad and carpet. It was put in all in one piece with no seam at the doorway. I had to cut off the bottoms of the two loft doors as I had not allowed enough clearance for the carpet.

The refrigerator and washer dryer are here. They look great, but due to the dryer pipe the unit sits out a little far from the wall.

I tung-oiled all the cabinets with one coat to go.

Last week I finished the alcove bench framing with spaces for audio/video (see Rob), firewood, paper, and kindling. I have cut the top boards for the alcove from boards from our cedar tree – thanks to Christa.

When Soren is here in June we will sand and stain these and then Maren can make us a cushion for the alcove bench.

Debby will be here over Memorial Day weekend, and Mr. Per arrives later in June with Siri and Rob.

The shower door and walls have arrived so that is on my list.

Today I finished the two benches in the dining area. I made them so when you lift the seat you can lean it against the wall and not have to hold it up the way it is at Windsong. Tomorrow I start on a storage unit for above the washer dryer. Should be fun project and we do need the storage space.

Today was fishing opener and I did not go fishing. Can you imagine that? It is gray. Raining. Cold and windy. So staying in was a good decision. Weather looks warmer by next Tuesday so that may be my first day on the water. Boat is ready to go as am I.

I have also ordered the countertops and that should be here in 3 to 4 weeks, maybe before Per gets here. Thanks to Christa for counter color selection.

Windsong now has a 26 inch flat panel TV – love it. So what have I done to finish the living room floor? As you may recall, I had it pretty well sanded last fall but I still don't know how I want to finish it. Tom has given me some good ideas, but I thought I would wait until they finish the wood floors on their new addition, and then I might do something like that. So for now I have to move my work bench onto the living room floor. Have to make way for kitchen counters and tops.

Another one other reason for not finishing the floor is that most of the floor sealers require warmer temperatures to cure properly so must wait for July - August heat. Next week the oven, kitchen and bath sinks, and faucets arrive so we can drop them in as soon as countertops arrive.

More later. Love you all and hope you like what you see.

G. P. Lee.

June 27, 2006

Greetings all,

June was another great month here. Soren spent 10 days with me. Christa and Tom were so busy that Debby drove Soren halfway up and I met them on 35 and brought him the rest of the way up. While Soren was here we fished a little, played golf a lot, and we built the bird house which is now hanging near the deck at Wind Song. We also built the hanging flower box for the porch at Cedar Cove. The planter is built out of the pieces from the cedar tree that Christa had them save.

Siri, Rob, and Mr. Per were here for a week. We did boat rides, a little golf, and just had fun. While they were here the cabin painters painted Wind Song. Ask Siri about the colors for the trim. A lot of work for her but I think the final color turned out great. Siri and Per and I also replaced some of the cedar steps on the gnome path.

During June I also installed the shower door and walls and built the storage unit above the dryer. Also ordered the kitchen countertops.

Have a good day,

G. P. Lee

PS - When Siri was here I spent my first nights at Cedar Cove. It was great.

July 2006

Good day to all.

The bath and kitchen countertops arrived, and were installed. I cut the holes for sinks and Bill from Hansen's finished the plumbing.

This month I built the hall closet and small shelf unit which is next to the fridge. I also hung ceiling lights which Christa and Tom gave me. I think they are way cool. Soren came for a second visit, and I think the things he enjoyed most were the golf lessons, catching his largest walleye and swimming in the warm water in the two pools on the point in front of Wind Song. He also made a new friend – Wyatt. He and Wyatt will be going to Camp Warren together for the last week of August.

The work at Cedar Cove is moving along nicely but too fast. I really enjoy working there and I'm thinking to myself – what do I work on next summer?

August 13, 2006

Solveig just had a birthday and Lachlan's is coming soon. Maren, Michael, Solveig and Kaja arrive next Saturday followed a week later by Christa, Tom, Soren, Kaj, and Lachlan. I will go back to Minneapolis for a few days during their visits to give them some quality Family Time. Can't wait to see them all.

It is raining today, so I am going to Cedar Cove to start on the downstairs bedroom closet. Should be fun.

More later,

G. P. Lee

August 18, 2006

Hi all,

It has been a fun few days. The bedroom closet is up, including the first two drawers that I have ever built.

I also have stained and tung-oiled the cedar boards that will be used for the alcove bench.

Today I start on the desk with drawers from the bedroom. The desk top will be made from boards recovered from the cedar tree. Below is my rough plan for the back hall closet. I hope you like it.

G. P. Lee

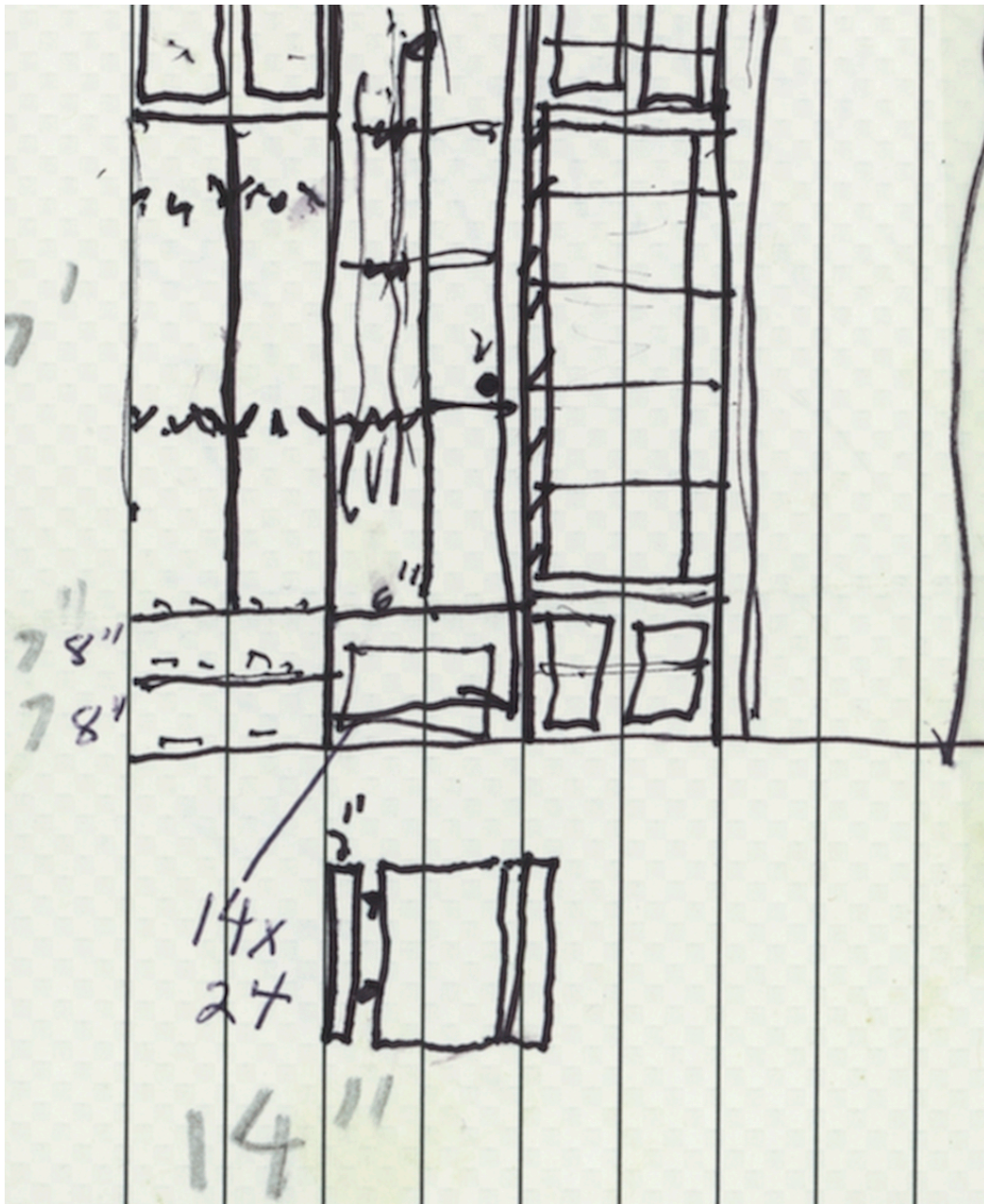
September 4, 2006

Greetings to all,

It is too quiet here. Christa and da four boys are back in Minneapolis to start school again. I have had a wonderful time with Christa and Maren's families. Boat rides, hikes and a little fishing were but a few of the great times. One of the most memorable moments was seeing Lachlan's face when he caught his first Keeper Walleye – 15 inches, 1.5 pounds.

Last week we also made some progress on Cedar Cove. Kaj sanded, stained and tung-oiled the small three leg table in Cedar Cove. It looks great and he did a super job making and finishing the table.

Also, each morning, Lachlan would come up to Cedar Cove and we made two drawers for the bedroom dresser. Lachlan made the top and bottom drawers. They work great and next week I hope to report more progress.



Drawing of the back hall closets.

Love to all,

AG. P. Lee

PS - This is the sale sign for the new microwave in Cedar Cove.

[see journal]

September 30, 2006

Greetings to all,

Where did the month go? Debby and Don A. were here for two short visit. I have finished bedroom closet and dresser except for closet doors.

Yesterday I started cutting the new wooden steps for circular stairs. Since the steps are 13+ inches from front to back I had Hansen's order two 10 foot custom made white oak boards. I traced the shape of the steps and have started cutting out each step. It is slow but fun work. Yesterday I did the straight cuts and today I will start the curve cuts.

The Twins are playing the White Sox for baseball playoff spot so I will watch that at 11:00 this morning. And then tonight the football Gophers play Michigan so I guess I will have a full day. In between games, I am going to help Doug G. pull his boat out of the water.

Tomorrow I play in the hospital golf benefit with Bill J. and Tom Dwyer. The weather is supposed to be clear and low 60s which will make for a great day.

Love to all.

G. P. Lee.

Hi. The next page has a picture of Windsong from the air before Cedar Cove was built.

G. P. Lee

October 31, 2006

Hi all,

Today was a sort of sad day. I have now finished almost all of the interior work, except stain wood floor, install bedroom carpet, add molding in bathroom and bedroom, and some final staining.

So today I packed up all my tools, saws, etc. and move them to the garage. I sorted some tools to take back to Minneapolis for winter work at your homes.

My final project this year was to build a sliding drawer for the wood storage. I think this will help keep the floor clean. You can now bring in the wood and set it in the pulled out wood drawer. You won't have to set the wood [sic on the floor] and then insert it into the wood storage space.

Christa and Da Boys will be here for Thanksgiving, so they can report on progress to rest of the family.

I can't wait to get back here next April and finish everything up for next summer's use.

Love you all very much.



Aerial view of Wind Song (lower right) before Cedar Cove was built.

Grandpa Lee

May 13, 2007

Greetings one and all,

A new summer begins. I recently found out that I have prostate cancer. Not good, but I remain hopeful. After I decided to go to Mayo Clinic for treatment, I had a few weeks to wait before my

first appointment, so I came back up here to "keep busy." It has been a fun and rewarding time here. Lots of progress and I kept my mind busy. Since arriving, I have cleaned Windsong – annual chore, but fun.

In Cedar Cove, I have laid the bedroom carpet, finished all quarter round molding, install the new back door. Finished the **blank** sanding of the hardwood floor followed by four coats of Waterlux floor sealer. Two coats of original Waterloo and two coats of satin finish. Today I spent three hours caulking the space between the tiles and the hardwood floor. Also caulked around the shower.

I also finished sealing the new steps for our circular stair. The final coat has a special nonslip grit in it, which I hope will make it safer to travel. Thanks Debby for the nonskid stuff.

Tomorrow I return to Minneapolis for visit with Mayo doctors on Tuesday. Tuesday includes 8:00 registration; 9:00 blood draw; 1:00 visit with surgeon; 3:00 pre-surgery physical. Fun day – Ha Ha.

Anyway, it has been a great few days here and we are a little closer to finished with Cedar Cove.

Love to you all so much,

Grandpa Lee

May 20, 2007

Hi All,

Last Tuesday I had a visit with Mayo doctors and next Wednesday, May 23rd, we go ahead with Mayo surgery – robotics if you would believe. I arrived here last Wednesday after Mayo visit and have had a fun time since then (kept my mind busy and not thinking about surgery).

At Cedar Cove, I have stained the four chairs and three stools blue. I also stained the four doorways that had not been done before. I also laid out the beautiful throw rug from Christa and Tom. I also carry down the Cedar Cove all the wonderful Christmas gifts you and your moms and dads have given me for Cedar Cove. Now who gets to unpack them and put them on the shelves? Cedar Cove is about ready for your use. It really needs to be cleaned top to bottom but that is for another day.

I also tried fishing for two hours a day or so, and caught one 36 inch northern. Spring fishing is never good up here. This morning it was 35° at the cabin and cars coming down the Caribou Trail had 2 inches of snow on them. The hummingbirds are back and seem happy with the feeders.

To keep busy today I hunted golf balls at Superior National Forest - found 58 and 6 of the really good golf balls.

Time to pack up for the trip to Minneapolis tomorrow. Lots to do before surgery on Wednesday around 11 AM. Wish me well. I hope to be back in a month or so. Goal is no later than Fourth of July unless we stay in Minneapolis to watch the fireworks at Point of France.

More later I hope.

Grandpa Lee

July [undated], 2007

Good day to you.

The surgery on May 23rd went well I am told. Debby and Christa were there to greet me when I recovered, a very nice sight indeed. The following day, Debby drove me back to her home for my four weeks of rest and recovery. A wonderful caregiver except she made me drink too much water. The doctors have prescribed at least eight glasses a day and one day I got down eleven glasses. After my after my month of rest, I drove back up here and rested some more.

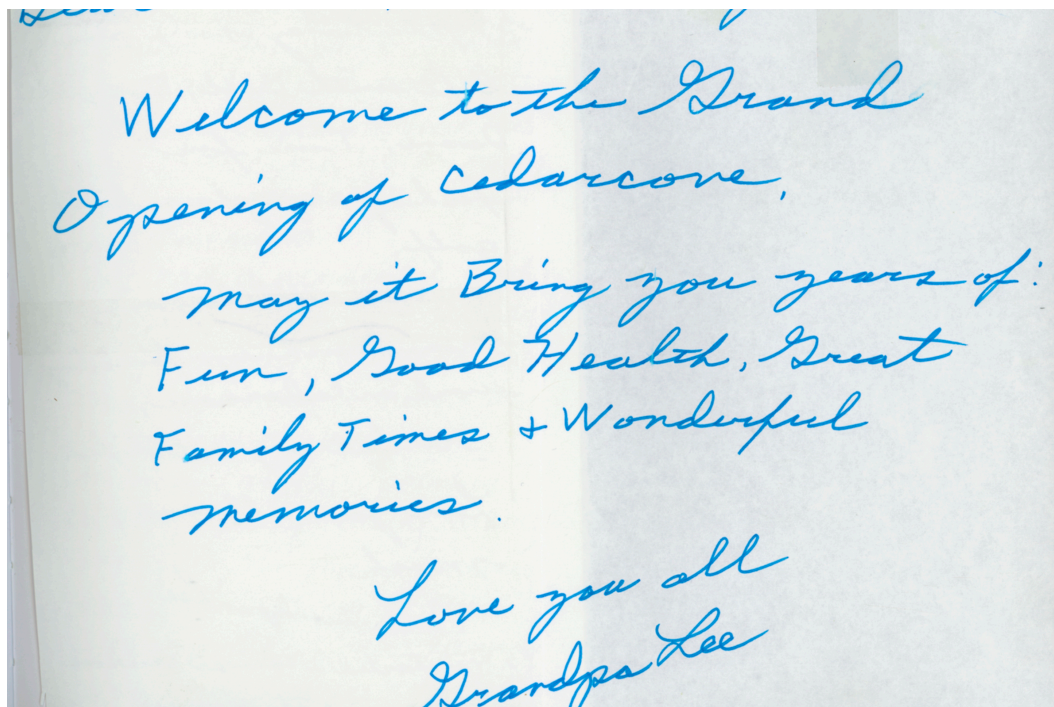
I did manage some small completion projects. Vacuumed the floors and walls as high as I could reach. A fun project was to open and wash all the wonderful gifts that you've given me for use in Cedar Cove. Dishes, silverware bowls, cutting boards, strainers, coffee pots, knives, spatulas, dishwashing rack and much more. I also received and set up the full-sized bed and Cedar Cove.

Now it was ready for the first official visit and stay for the Anders-MacLeod family on July 2, 2007. Debby arrived on July 3, 2007 so we all had some great times together. Two special events: Kaj's 10th birthday and Da Boys fireworks display on Friday night. We had a ribbon-cutting ceremony for the first week long stay.

Siri, Rob and Per arrive next week and Maren, Michael, Kaja, and Solveig arrive in mid-August, followed by another visit from Christa and Da Boys. I can't wait for each visit.

I go back to Mayo clinic on August 23rd for three month check up.

Official greeting for grand opening:



Welcome to the Grand
Opening of Cedar Cove.
May it Bring you years of:
Fun, Good Health, Great
Family Times + Wonderful
memories.
Love you all
Grandpa Lee

Page 23

So much love in this note!!

Debby leaves for Minneapolis today so I am left with Bill, Doug and Duane. Time for fishing and maybe a little golf. Also, will do some more touchup finishing work on Cedar Cove. What a great life.

Love you all so much.

Grandpa Lee

PS - We started a Chinese checkers tournament and the winners were Lachlan, Soren and Debby.

July 14, 2007

Hi All,

Good news. I am feeling better after a scare sent me to the Grand Marais Clinic four times in the last two weeks. Mayo Clinic was involved by phone.

Siri and Per arrive Monday so I still have to do a little more finishing work. Yesterday, Bill from Hansen's came down and we put up your new ceiling fan. It works perfectly – thanks Christa and Tom. While Bill was up on the scaffolding, I installed the back door screen door. I still have to put on the “closer” and door lock.

I think I'll go for shore fishing on Lichen Lake today, and if it is any good I will take Siri and Per there next week.

Love you,

Grandpa Lee,

October 19, 2007

Dear All,

Summer gradually slips away. It was wonderful here with all the fun family visits. Cedar Cove was closed today and I can't wait for next spring.

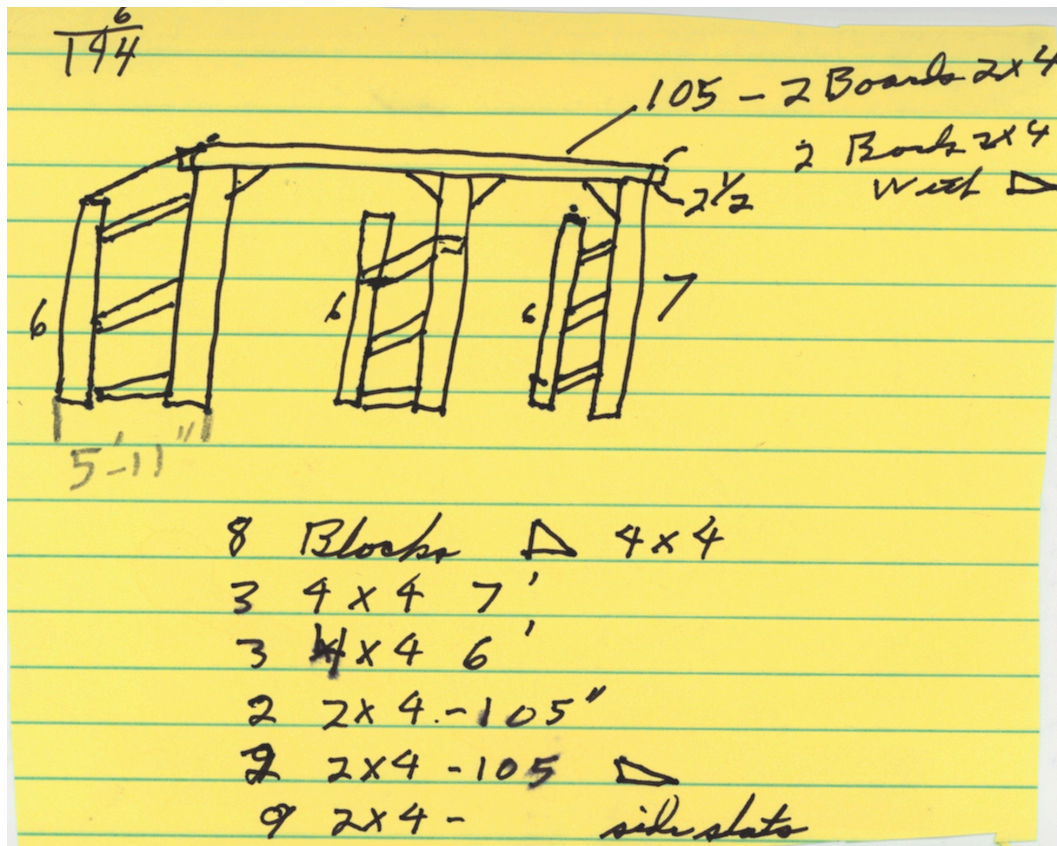
I still have some staining work to do on Cedar Cove, but the end is near. Now what do I do?

The biggest work project this summer was the wood and kindling shed.

So from this self-made blueprint, I cut most of the boards in the garage and hauled them down to Cedar Cove. I bought the corner 4” x 4” posts from Hansen's and cut most of the two-by-fours and side boards from left over 2” x 6” ceiling and loft boards from Cedar Cove . The center divider vertical boards are from the bottom of a futon couch that Christa and Tom sent up here. Note that a couple of these boards still have part of the canvas straps that hold them all together.

Soren, Kaj and Lachlan help me build the kindling shed. Soren stained all the two-by-fours used on the small shed. Lachlan and Kaj helped me put it together and then Lachlan hauled all the firewood (from the big pile) and stacked it in the new shed. Thanks guys.

Love you all,



Cedar Cove wood shed plans.

Grandpa Lee,

October 20, 2007

Hi All,

I am going back to the Cities for a few days to see Frog, Woodie and Debby. Then back to chase the Wiley Buck.

This summer brought all of you here for one or more visits. It was wonderful having you here. The following pages include some of the memories. [see original journal for thank you notes]

November 4, 2008

Hi All,

It has been a wonderful summer. Visits from all of you made my summer. Debby spent off and on a little more than 11 weeks here. In addition, our friends John and Marilyn spent 10 days here and Betty and Larry spent a long weekend.

My PSA is still zero with the next test coming in January 2009. My guess is that by late tonight we will have a new president - Barack Obama. I hope so anyway.

Late season fishing was very good for walleye, and deer season opens in four days. Brent is coming up to hunt the Opener.

I did complete a few small projects at Cedar Cove. The first was to build and end table next to the couch. The end table is made of cedar from the tree which grew right about in the center where Cedar Cove now stands.

Today I finished and hung a bookshelf in the front hall. It is over the it is over the bathroom door. I hope some of you can come up with new projects for next summer. The plan for end table is on the next page. Fancy isn't it?

[insert photos]

I should have written more, but let's just say it was a Great Summer because you were here and I hope you will be back again next summer. I love you all so much. You have given me wonderful gifts for Cedar Cove, and for that I can only say Thank You.

Love you,


Grandpa Lee

PS - Less than 150 days and we open the cabins again.






Captain Per.



Per helping attach the boat trailer.



First extended family visit - Tom, his mother and Kaj and Lachlan.